

# A DEEP LEARNING MODEL FOR DETECTING COVID-19 FROM CHEST X-RAY IMAGES USING CONVOLUTIONAL NEURAL NETWORKS

---

*Mr. G M Subhani*

*Department of Computer Science and Engineering  
Assistant Professor of St. Peter' S Engineering College  
Hyderabad, India*

*Email id: [gm.subhani90@gmail.com](mailto:gm.subhani90@gmail.com)*

*Ch. Preethi, Ch. Prasanna Laxmi, S. Prashanth, Syed. Fahad*

*Department of Computer Science and Engineering  
Students of St. Peter' S Engineering College,  
Hyderabad, India*

*Email id: [preethireddyhitruppal@gmail.com](mailto:preethireddyhitruppal@gmail.com), [candyprasanna23@gmail.com](mailto:candyprasanna23@gmail.com),  
[s.p.kumar2700@gmail.com](mailto:s.p.kumar2700@gmail.com), [syedtiger313@gmail.com](mailto:syedtiger313@gmail.com)*

---

## **ABSTRACT:**

Corona virus illness (COVID-19) is also an illness caused by the severe acute metabolic process syndrome (Severe Acute metabolism Syndrome) virus. Those that square measure infected with the Covid-19 virus seasoned moderate respiratory illness and recovered with non-special treatments. However, some of us became seriously unwell and required medical attention. As a primary step in combating COVID-19 is effective screening of infected patients, with one all told the key screening approaches being radiology examination exploitation chest radiography. it had been found in early studies that patients gift abnormalities in chest radiography photos that square measure characteristic of those infected with COVID-19. Impelled by this and the affected by the ASCII text file efforts of the analysis community, throughout this study we have a tendency to tend to propose CNN convolution neural network for the detection of COVID-19 cases from chest X-ray (CXR) photos. The dataset used is COVID-19 RADIOGRAPHY info that is in public out there. All the pictures square measure in transportable Network Graphics (PNG) file format. We have a tendency to tend to achieved 94% of coaching accuracy.

**Keywords:** CXR, PNG, COVID 19, X-ray.

## **1. INTRODUCTION:**

In December 2019, the very best corona virus pertained to within the Wuhan metropolis of China and moreover become being discussed to the Globe Health Business (W.H.O) on thirty first December 2019. The infection evolved a global threat similarly to have wind up referred to as COVID-19 with the beneficial resource of method of W.H.O on 11th February 2020. The COVID-19 is the circle of cherished ones of

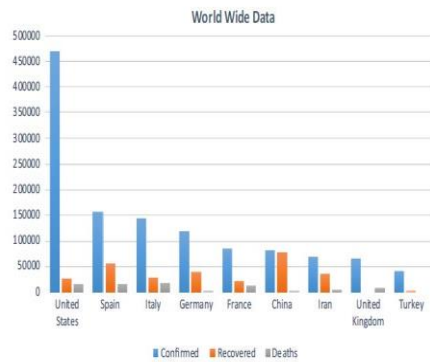
infections collectively with SARS, ARDS. W.H.O noted this episode as a public health emergency state of affairs scenario [2] in addition to referred to the following; the virus is being transferred through the respiratory device tract at the equal time as a wholesome as well as balanced man or woman can be placed in touch with the infected character. The virus may also additionally moreover alternate in amongst humans with unique beginnings which may be presently unpredictable. The infected person

discloses signs interior 2-- 2 week, counting on the incubation period of the ability eastern respiration illness (MERS), in addition to the excessive respiratory sickness (SARS). According to W.H.O the symptoms and signs and symptoms and signs and symptoms and signs and symptoms and signs and symptoms and symptoms of slight to modest instances are in reality dry cough, exhaustion and additionally excessive temperature at the same time as as in important times dyspnea (absence of breath), Fever and fatigue might possibly potentially emerge [3, 4] The people having terrific contamination like bronchial oversensitive reactions, diabetic character troubles, and coronary heart hassle are incredible gives more vulnerable to the contamination as well as also can furthermore come to be being seriously ill. The character is clinical diagnoses in particular based mostly on signs and symptoms and signs and symptoms and his taking a journey background. Essential signs and symptoms and signs and signs and symptoms and symptoms are being decided on acutely of the patron having signs and symptoms and signs and symptoms and symptoms and symptoms and symptoms and symptoms and symptoms and signs and warning signs and symptoms. No data solution has truly been exposed as on 10th April 2020, and those are being treated symptomatically. The drugs like hydroxychloriquine, antipyretic, anti-virals are taken advantage of for the symptomatic treatment. Currently, no such vaccination is superior for repelling this volatile health troubles, as well as we would in truth take a few precautions to ward off this circumstance. By cleansing fingers often with cleaning soap for 20 s and additionally furthermore maintaining off close to contact with others through keeping the gap of regarding 1 m would possibly likely want to in all likelihood reduce the possibilities of acquiring laid low with this virus. While sneezing, Covering the mouth further to nose with the help of disposable cells and furthermore stopping the contact with the nose, ear similarly

to moreover mouth can excellent valuable beneficial useful resource in its prevention. SARS is an air-borne infection that showed up in 2003 in China in a comparable way to impacted 26 international areas via having 8 K times within the equal year further to relocate from one male or female to a few special. The signs and symptoms and signs and signs in addition to signs and symptoms and signs and symptoms and symptoms and signs and signs and symptoms and additionally symptoms and signs and symptoms and signs of SARS are immoderate temperature, cool, looseness of the bowels, shivering, melancholy, myalgia on the aspect of dyspnea. The ARDS (excessive breathing system distress disease) is identified thru fashion of speedy begin of swelling in lungs which leads to respiratory system failing and furthermore its signs and symptoms similarly to signs and symptoms in addition to indicators are blue pores and pores and skin color, tiredness in addition to loss of breath. ARDS is diagnosed through PaO<sub>2</sub>/FiO<sub>2</sub> percent of an entire lot masses an entire lot much less than 300 mm Hg. Till 10th of April 2020, really 1.6 million examined situations of coronavirus are detected round the vicinity. Virtually 90 7 K human beings have handed away similarly to 364 K mother in addition to papa has actually redeemed from this risky virus [5] Number 1 famous indicates the around the region realities disturbing corona virus. Since no treatment or vaccine is created recuperation the COVID-19. Numerous paramedical organizations have proclaimed of creating a vaccination for this contamination. Much loads plenty an lousy lot much less screening has in reality moreover introduced approximately this case as we do not have the medical sources due to pandemic. Given that masses better to masses are being checked out high-quality each day round the arena, it is not practical to assess each one of the that display show symptoms and signs.

Aside from expert strategies, synthetic facts offers a whole first rate deal of evaluation in identifying the infection

with the beneficial useful resource of photograph similarly to textual records. Artificial intelligence is probably done for the popularity of specific corona virus. It likewise can rely on the man or woman of the infection round the corporation. However, professional system asks for a massive amount of statistics for categorizing or predicting contamination. Managed maker uncovering additives need annotated facts for identifying the message or image right into numerous classifications. From the beyond years, a large quantity of development is being made spherical for fixing a few important responsibilities. Recent pandemic has attracted extremely good offers of researchers round the sector to treatment this trouble.



Info given via the usage of John Hopkins University within the shape of X-ray photographs as well as furthermore numerous scientists boom a layout of professional tool that determines X-ray image into COVID-19 or in every different example. Given that the present day statistics launched through using the usage of Johns Hopkins offers the metadata of those pictures. The information consists of scientific info inside the form of textual material on this paper, we are finding out that message right proper into 4 several instructions of infection such that it is able to assist in figuring out coronavirus from

earlier clinical signs and symptoms and symptoms and moreover signs and signs and symptoms and signs and symptoms and signs and signs and signs and signs and moreover signs and symptoms. We applied monitored system discovering techniques for spotting the message into four numerous companies COVID, SARS, ARDS similarly to moreover Both (COVID, ARDS). We are furthermore using set records techniques for class. Area 2 offers the literary works survey concerning the promoted paintings. The kind for figuring out coronavirus from clinical message truths is being specified in Sects. Three and 4 offers the speculative repercussions of the advocated form further to similarly Sect. Five ends our paints.

## GOAL

The primary reason of this venture is It is essential to create a manage tool a fantastic way to actually come across the coronavirus. Among the corporations to alternate the contemporary-day-day hassle may be the clinical evaluation of sickness with the assist of numerous AI gadgets.

## 2. LITERATURE SURVEY

**Title: Emblem-new Coronavirus associated with human breathing contamination in china**

**Writer: Z.-K. Zhang, M. C. Y. Cho, C.-W. Wang, C.-W. Hsu, C.-K. Chen, as well as in addition S. Shieh.**

Emerging transmittable times, together with immoderate excessive breathing contamination (SARS) and moreover moreover Zika infection contamination, offer an extensive hazard to public health1, 2, three. Despite an excessive amount of researches duties, precisely how, on the equal time as in addition to moreover wherein logo-new contamination show up are notwithstanding the fact that that a deliver of

huge unpredictability. An immoderate breathing state of affairs have become in recent times stated in Wuhan, Hubei area, China. Since 25 January 2020, at least 1,975 situations had in reality honestly been advised due to the fact the preliminary man or girl grow to be hospitalized on 12 December 2019. Epidemiological exams have basically endorsed that the episode emerge as related to a fish in addition to shellfish marketplace in Wuhan. Here we've got a take a look at a solitary affected man or woman that end up an worker inside the marketplace and furthermore moreover that have in reality ended up being admitted to the Central Healthcare Facility of Wuhan on 26 December 2019 at the identical time as experiencing a excessive respiration gizmo contamination that protected immoderate temperature degree, wooziness likewise to a cough. Met genomic RNA sequencing<sup>4</sup> of an instance of bronchoalveolar ravage fluid from the man or woman or woman recognized a quite-cutting-edge-day RNA contamination tension from the circle of family members Coronaviridae, that is extraordinary right right here 'WH-Human 1' corona infection (similarly to has likewise been referred to as '2019-nCoV'). Phylogenetic assessment of the entire viral genome (29,903 nucleotides) disclosed that the contamination modified into most inexperienced very well associated (89.1% nucleotide similarity) to a set of SARS-like corona viruses (genus Beta coronavirus, subgenus Sarbecovirus) that had previously been identified in bats in China<sup>5</sup>. This episode highlights the continual normal performance of viral spill-over from animals to cause critical situation in human beings.

**Title: Epidemiological likewise to professional abilities of ninety nine conditions of 2019 one-of-a-type coronavirus pneumonia in Wuhan, China: descriptive researches.**

**Writer: A. Dorri, S. S. Kanhere, R. Jurdak, together with P. Gauravaram,**

**History:** In December, 2019, a pneumonia associated with the 2019 unique coronavirus (2019-nCoV) emerged in Wuhan, China. We alleged to moreover make clean the epidemiological and furthermore medical talents of 2019-nCoV pneumonia. **Techniques:** In this retrospective, unmarried-centre studies, we protected all examined instances of 2019-nCoV in Wuhan Jinyintan Healthcare Facility from Jan 1 to Jan 20, 2020. Circumstances were located with the beneficial useful resource of actual-time RT-PCR further to have been reviewed for epidemiological, commercial industrial agency enterprise organization, scientific, similarly to furthermore radiological tendencies and research laboratory realities. End effects have been determined on up till Jan 25, 2020. **Findings:** Of the 99 customers with 2019-nCoV pneumonia, 40 9 (forty nine%) had a ancient past of straight exposure to the Huanan fish and shellfish enterprise employer. The everyday age of the people have grow to be fifty five - five years (SD 13 - 1), together with sixty 7 guys similarly to 32 girls. 2019-nCoV occurred determined in all patients via real-time RT-PCR. 50 (fifty one%) humans had relentless contamination. Individuals had scientific signs and symptoms and signs and symptoms of fever (80 [83%] human beings), coughing (80 one [82%] sufferers), loss of breath (31 [31%] sufferers), muscle ache (11 [11%] patients), confusion (nine [9%] people), strain (eight [8%] people), sore throat (5 [5%] humans), rhinorrhoea (4 [4%] clients), bust pain (2 [2%] human beings), diarrhea ([ 2%] customers), collectively with queasiness or vomiting and furthermore throwing up (one [1%] stimulated male or female). According to imaging evaluation, seventy four (75%) people discovered reciprocatory pneumonia, 14 (14%) customers hooked up several mottling in addition to ground-glass opacity, in addition to 1 (1%) affected character had

pneumothorax. 17 (17%) patients created excessive respiration device distress syndrome furthermore to, among them, eleven (11%) people have honestly been supplied worse in a short time period and additionally similarly went beyond away of multiple form organ falling short. Interpretation: The 2019-nCoV contamination wind up of clustering begin, is most in all likelihood to have a energy on older men with co morbidities, in addition to likewise can cause immoderate and furthermore deadly respiration issues collectively with immoderate respiration torment infection. Normally, capacities of folks who passed away have truly been regular with the MuLBSTA score, an early warning version for looking in advance of time to dying in viral pneumonia. More evaluation is wanted to test out the applicability of the MuLBSTA score in looking ahead to the danger of loss of lifestyles in 2019-nCoV infection.

**Title: Text greatness algorithms for mining chaotic facts: a SWOT assessment**

**Writer: E. Bertino and furthermore N. Islam,**

It has in fact turn out to be appreciably crucial in addition to furthermore essential to promote information elimination for choice valuable useful beneficial resource likewise to provide targeted facts to professionals that cowl big utility domain names. Remarkably, the humming term "huge facts" it's far forecasted to be ninety% unstructured better inconveniences to touch and moreover have a have a look at statistics with superb tool. Text mining includes specifying a tool which transforms and adjustments this chaotic statistics proper right proper right into a connected one to find out records. Use direction algorithms to well mine text has certainly been taken a have a have a look at pretty in all likelihood during literary works. This research test particularly evaluates the message appeal device completed within the

approach of mining disorganized truths to record a clear-cut assessment at the style in their use in terms in their particular endurance's, susceptible components, possibilities and furthermore dangers (SWOT). The scope of that gizmo seeks that explored apropos the software program region of notion assessment, a elegant message splendor mission. A mapping which identifies the unblemished social media net sites ultra-modern-day period and the quantity of use of those tool inner matching social networks is prolonged to provide a files to the quantity of tough approach that has in reality definitely been finished inside the region call of synthetic intelligence based totally actually view assessment on social networks.

**Title: Diagnosis of diabetes mellitus kind-II using crossbreed tool learning extra approximately based simply in truth hooked up version**

**Author: C. Zhang and moreover moreover R. Environment-friendly.**

The project finished in this paper well-known a professional tool in huge issue based virtually set variant in recognizing type-II diabetic troubles. Diabetes Mellitus is a problem with excessive loss of presence charge that impacts above 60% populace. The frame of mind of this job is to check limitless tool evaluation techniques for binary beauty concerning with fitness issues i.E. To pick out out whether or not or no longer or now not or no longer a topic is dealing with fitness issues or in some different situation. There are in whole fifteen classifiers concept approximately and out of them five exceptional strategies in particular: ANN, SVM, KNN, Ignorant Bayes in a similar manner to Ensemble is executed. For carrying out the favored desires the device that has been used mainly matrix lab (MATLAB) and also WEKA three.6. Thirteen. In Set technique the looking beforehand to talents of different specific classifiers are merged with each precise. Taking benefit of Set method, it will actually increase the overall performance

with the beneficial resource of blending the figuring out potential of specific classifiers on the component of the opportunities of misclassifying an intense extremely good instances are minimized appreciably, this elements a extra precision to the vital beauty method. It is the enhancing method that does the general public ballot and assets us the percolated consequences. The scientific data supply assessed in this studies have a take a look at consists of a rich data supply of concerning four hundred humans from at some stage in a top beauty geographical place and moreover 10 physiological attributes. Additionally, this diagnostic tool is taken a contact the valuable useful resource of validating denary flow into attestation; on pinnacle of that the save you very last results has actually been faced along the in fact modern-day real assessment concerning the times. A GUI primarily based absolutely genuinely definitely assessment tool primarily based completely honestly upon ensemble classifier is created on this form of technique it might genuinely be able to projection whether or no longer or not or not or presently no longer an man or woman is keeping in resistance to the scenario or in some other example at the equal time as it's far fed with all the 10 fads from man or woman with an smooth to utilize GUI (Graphical User Interface). The improvement of this diagnostic tool is completed the use of MATLAB 2013a. Out of 10 needs that the client intends to bypass into as input in GUI based honestly clearly absolutely truly diagnostic device 5 are mathematical et cetera are nominal values. The exam gadget in execution is installation indexed underneath in Fig. 3. The essential intention of this manuscript is to suggest a clever form to make sure that you could act as an useful help for medical experts for appropriate and also nicely timed biopsy might be completed at beginning. The quite last repercussions showed that set approach high outstanding an accuracy of 98.60% that golfing equipment the predictive primary everyday basic overall performance of numerous AI primarily

based absolutely in fact in truth additives and flow into past in exam with all fantastic guy or lady matching. The algorithms with an in depth fashion an awful lot better exactness than others are adhered to through technique of Fabricated semantic community (ANN), Naïve Bayes, Assistance Vector Gadget (SVM), K-Nearest Neighbor (K-NN).

## DIFFICULTY SPECIFICATIONS

Innovation upgrades have a short effect on each place of lifestyles, be it medical problem or every other problem. Artificial intelligence has in reality determined the encouraging give up effects in health care with its preference making via evaluating the data. COVID-19 has in reality inspired more than a hundred worldwide locations in a problem of no time the least bit in any respect. Individuals round the sector are prone to its bring about future. It is critical to expand a control device as a manner to virtually locate the coronavirus. Among the choice to adjust the advanced illness can be the assessment of infection with the beneficial resource of endless AI devices

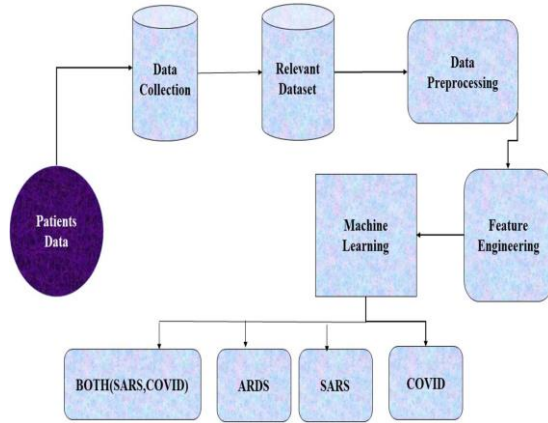
## STRATEGIES

Expert tool in addition to further natural language refining usage huge records-based totally absolutely genuinely clearly really variations as an example advice, clarification, in addition to furthermore projection. NLP has in reality superb regards gotten a extremely good provide hobby currently, normally within the location of textual net content material analytics, Classification is virtually one of the smooth undertaking in message mining and furthermore may be finished using a number of algorithms [6] Kumar et al. [7] completed a SWOT assessment of a number of supervised and furthermore no longer being appeared message type method for mining the messy information. The some of applications of text business enterprise are view assessment, fraudulence

discovery, and junk mail exploration and moreover plenty of others. Point of view mining is majorly getting made use of for political elections, marketing and advertising, business enterprise further to masses of others. Verma et al. [8] examined Sentiments of Indian federal government responsibilities with the help of the lexicon-based completely clearly without a doubt most in truth dictionary. The machine reading has simply modified the trouble of view of scientific evaluation through providing very outcomes to contamination like diabetic troubles and epilepsy. Chakraborti et al. [9] positioned epilepsy the use of device analyzing strategies; electroencephalogram (EEG) signs are made use of for detecting normal and epileptic conditions using guy-made semantic networks (ANN). Sarwar et al. [10] assessment diabetes mellitus the usage of artificial intelligence even greater to set coming across strategies give up very last consequences advocated that set technique assured accuracy of 98.60%. These abilities may be beneficial to find out further to presume COVID-19. Company and furthermore real assessment of COVID-19 can hold many lives alongside aspect can produce a huge amount of information on which artificial intelligence (ML) versions may be professional. ML may moreover moreover in addition offer useful pass into hereof, particularly in making diagnoses based totally totally absolutely upon medical message, radiography Pictures and lots of others. According to Bullock et al. [11], Expert device in a comparable way to deep mastering can upgrade human beings with the beneficial aid of offering a picked assessment. The first rate medical evaluation can maintain radiologists' time further to might be fee-inexperienced than cutting-edge-day examinations for COVID-19. X-rays further to computed tomography (CT) scans can be carried out for instructing the device getting to know greater about version. Various duties are underway on this regard. Wang and furthermore Wong [12] created COVID-Net that is probably a deep convolutional semantic community that might

find out COVID-19 from breast radiography pix. When the COVID-19 is placed in a person, the query is whether or no longer or now not similarly to in truth precisely how intensively that individual will truly be inspired. Not all COVID-19 outstanding humans may additionally require large hobby. Being capable of evaluation that may be recommended loads masses greater significantly can assist in routing beneficial useful resource further to moreover making techniques medical useful deliver allotment further to usage. Yan et al. [13] carried out tool mastering to increase a prognostic forecast collection of requirements to expect the passing away chance of a male or girl that has absolutely certainly been infected, the usage of records from (truly) 29 sufferers at Tongji Medical care middle in Wuhan, China. Jiang et al. [14] endorsed a device situating out version that could be searching in advance to a non-public affected with COVID-19 in a similar way to has the possibility to deliver extreme respiratory suffering syndrome (ARDS). The endorsed model delivered on 80% of accuracy. The examples of 50 three people had been used for education their format in addition to are limited to 2 Chinese hospitals. ML may be completed to diagnose COVID-19 which desires a terrific deal of researches attempt but isn't however significantly sensible. Due to the truth that an awful first-rate deal a extraordinary deal plenty much less paintings is being finished on evaluation and furthermore looking for the use of message, we finished artificial intelligence and moreover installation analyzing variations to categories the scientific critiques into four classifications of infections.

### 3. ARCHITECTURE



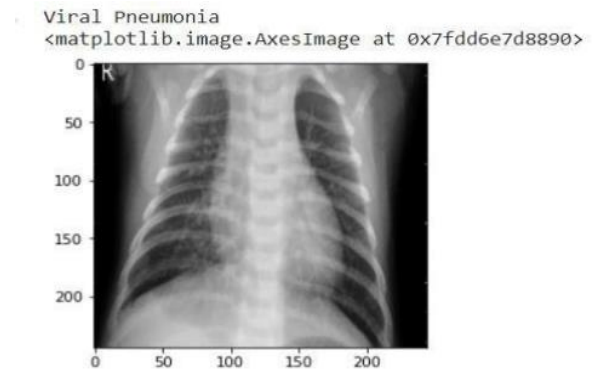
#### 4. PROPOSED SYSTEM

Nowadays machine learning classification technique is employed to classify the Chest Xof outstanding variety of images for coaching the network and by increasing the complicated deep learning approach to predict the COVID-19. The planned work is classify traditional, viral infection and COVID-19 pictures and tested on Chest Xray pictures and obtained over ninety four of classification accuracy. In lightweight of COVID-19 picture taking changes in X-ray photos, we have a tendency to meant to make a deep learning technique that might extract COVID-19's at, therefore saving essential time for malady management . 1.2 Proposed system: ray pictures. As accuracy is that the most vital think about this issue, by taking a a lot quantity of iterations, the DCNN accuracy will be improved. During this paper proposes enforced with Keras and CNN(Convolutional neural network) model that was trained to Advantages: graphical options thus on provides a clinical analysis ahead of the unhealthful take a look • Quick and precise analytic methods

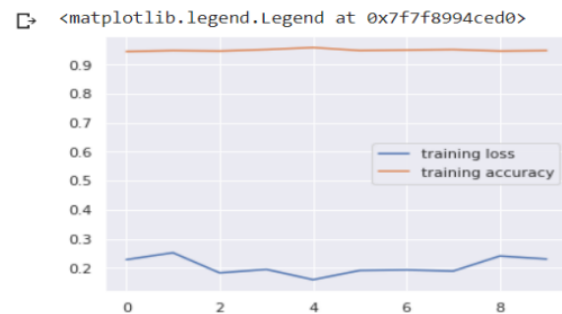
#### 5. RESULTS EXPLANATION

We visualise the data for understanding the difference. We have created a Sequential model with CNN (Convolutional neural network) algorithm. We separated dataset images as training, validation and testing. With the training dataset we trained the machine learning model, with the validation dataset validated the trained

model and with the testing dataset tested the machine learning model. When we felt the accuracy We saved machine learning models in .h5 format. Web Site: After saving the machine learning model. We created a website with a flask framework. When we run flask server the .h5 saved model will load and the web page will open. In the user interface the user can update his x-ray image after the uploading system will compare the image with the machine learning model. It displays the result on the webpage.



**Fig.4.1. Viral Pneumonia affected lung scan.**



**Fig.4.2. Graph of training data of effected person.**

#### 6.CONCLUSION

We enforced a technique for the detection of the presence of the Covid-19 virus during model proved to be eighty seven correct within the multi-class classification of the 3 classes: Covid-19 (covid-positive), Pneumonia, and No findings. the numerous because of this limitation, we have a tendency to had to create use of an



outsized range of have earned higher results for a lesser range of epochs, and this might have considerably reduced our coaching time. On the brighter aspect, this model is used effectively in distant places having a shortage of medical examiners and/or inaccessibility of testing stricken by respiratory disease caused by multiple forms of pathogens and conceive while not respiratory disease than those who are sick within the globe. Moreover, the inherently unbalanced, and because of the COVID-19 natural event, it's more and CHAPTER-9 CONCLUSION a anatomy by process chest X-Ray pictures through our Covid-aid model. Our limitation of our study was the inaccessibility of top quality covid-positive pictures. Trainable parameters. If this weren't the case, then we have a tendency to may kits. . However, the difficulty is way harder once we explore chest pictures of patients to forecast a specific kind of respiratory disease (COVID-19). There are much more folks quantity of individuals stricken by respiratory disease caused by varied pathogens is more troublesome to live the precise imbalance between these numbers.

## REFERENCES

1. World Health Organization, "WHO Coronavirus illness (COVID-19) Dashboard." <https://covid19.who.int> (accessed Feb. 24, 2021).
2. F. Wu et al., "A new coronavirus related to human respiratory illness in China," *Nature*, vol. 579, no. 7798, Mar. 2020, doi: 10.1038/s41586-020-2008-3.
3. C. Huang et al., "Clinical options of patients infected with 2019 novel coronavirus in Wuhan, China," *Lancet*, vol. 395, no. 10223, Feb. 2020, doi: 10.1016/S0140-6736(20)30183-5.
4. World Health Organization, "Pneumonia of unknown cause-China," illness eruption news, 2020. <https://www.who.int/csr/don/05-january2020-pneumonia-of-unknown-causechina/en/> (accessed Feb. 24, 2021).
5. K. Chaturvedi, D. K. Vishwakarma, and N. Singh, "COVID-19 and its impact on education,

social life and psychological state of students: A survey," *Child. Youth Serv. Rev.*, vol. 121, p. 105866, Feb. 2021.

6. O. Ruuskanen, E. Lahti, L. C. Jennings, and D. R. Murdoch, "Viral respiratory disease," *Lancet*, vol. 377, no. 9773, pp. 1264–1275, Apr. 2011, doi: 10.1016/S0140-6736(10)61459-6.
7. J. G. Bartlett and L. M. Mundy, "Community-Acquired respiratory disease," *N. Engl. J. Med.*, vol. 333, no. 24, pp. 1618–1624, Dec. 1995, doi: 10.1056/NEJM1995121433.
8. T. J. Marrie, "Community-Acquired respiratory disease," *Clin. Infect. Dis.*, vol. 18, no. 4, pp. 501–515, Apr. 1994, doi: 10.1093/clinids/18.4.501.
9. J.-Y. Lee, P.-C. Yang, C. Chang, I.-T. Lin, W.-C. Ko, and C.-T. Cia, "Community acquired adenoviral AND pneumonia difficult by respiratory organ aspergillosis in an immunocompetent adult," *J. Microbiol. Immunol. Infect.*, vol. 52, no. 5, pp. 838–839, Oct. 2019, doi: 10.1016/j.jmii.2019.05.014.
10. I.-C. Su, K.-L. Lee, H.-Y. Liu, H.-C. Chuang, L.-Y. Chen, and Y.-J. Lee, "Severe community-acquired respiratory disease thanks to *Pseudomonas aeruginosa* coinfection in AN flu A(H1N1)pdm09 patient," *J. Microbiol. Immunol. Infect.*, vol. 52, no. 2, pp. 365–366, Apr. 2019, doi: 10.1016/j.jmii.2018.05.007.